

1

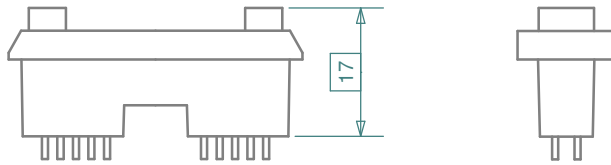
2

3

4

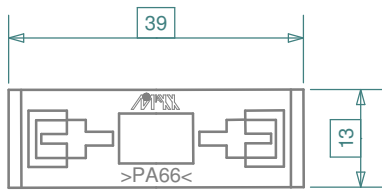
A

A



B

B



Notes:
 Body material: PA 66 UL94V V-0, black
 Contact material: CuSn6, surface BROXALLOY
 Pin length: 3.5mm

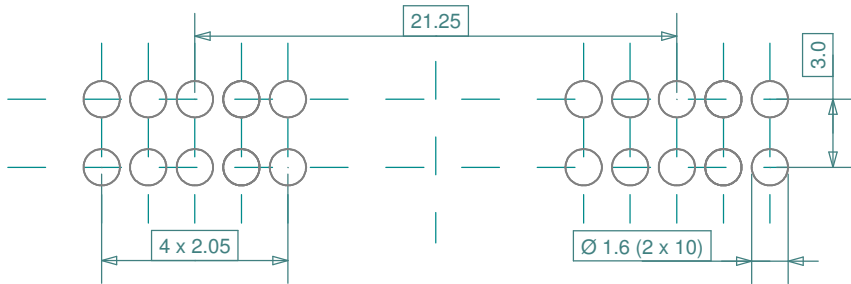
C

C

PCB layout (3 : 1)

D

D



E

E

Revisions		Drawn	Date	Appr.
a	08/09 re-drawn	Checked	03/12	AdH
b	03/12 added logo & pin length	Standards		
		Approved	03/12	AdH



F

F

Scale	1 : 1	Title	H9810 series, maxiOTO fuse holder	
Projection		Drawing type	schematic	
Tolerance		± 0.2 mm unless otherwise noted	Drawing number	H9810 drawing 1
			Sheet	1 of 1
			Layers / Sheet	01 2 3 6 8 9

Sheet 01

1

2

3

4